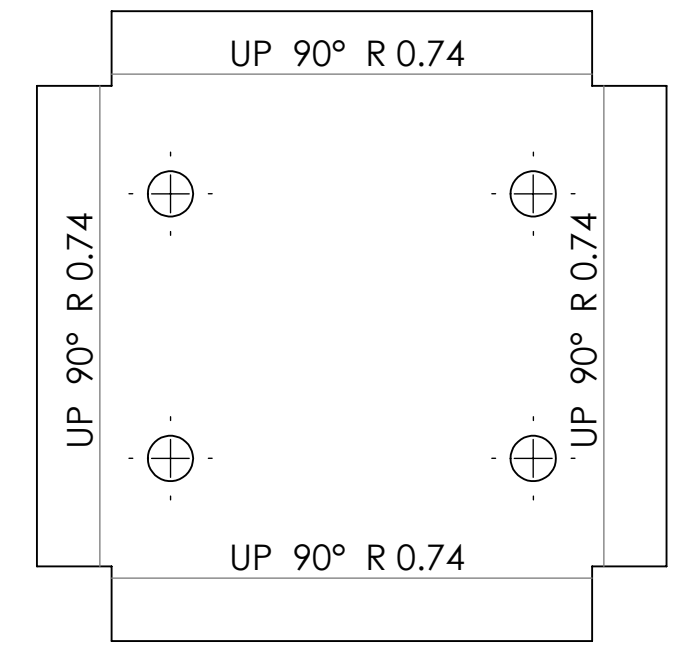
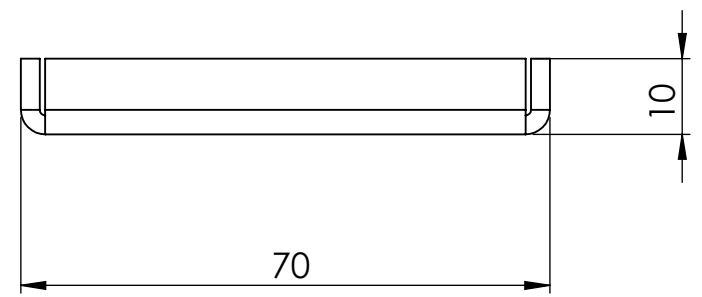
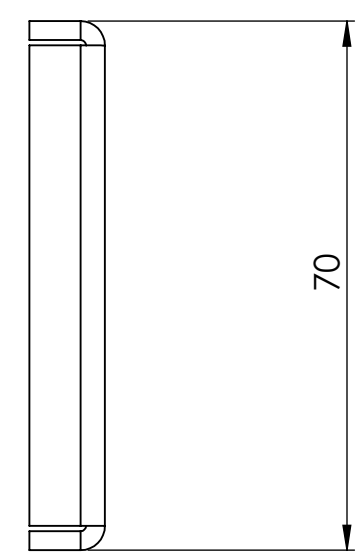
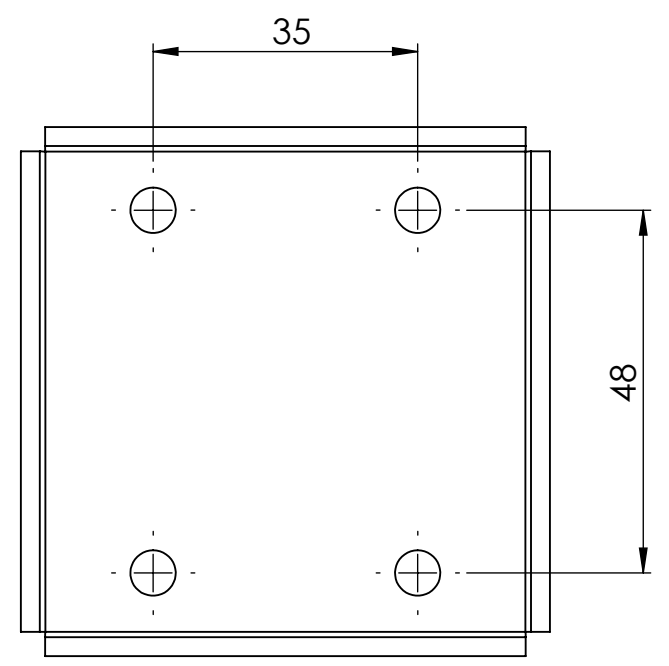
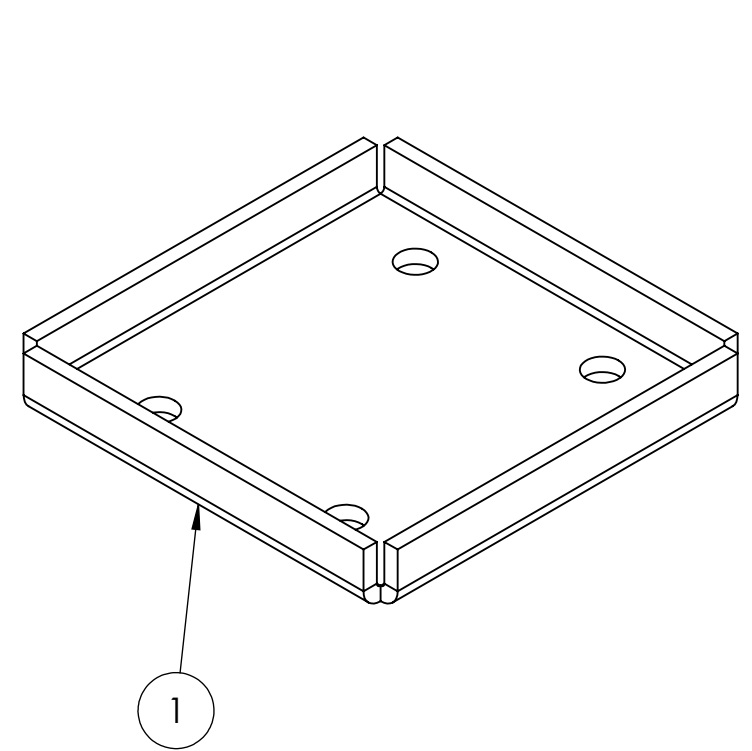


| REVISIONS | | | | | |
|-----------|-------------|-----|-----|------|------|
| REV | DESCRIPTION | DRN | CHK | APPD | DATE |
| REV 05 | | | | | |



| ITEM NO. | PART NO | DESCRIPTION | QTY. |
|----------|-------------------------|-------------|------|
| 1 | RCAB00976R0-01-01-01_01 | WHEEL PLATE | 1 |

NOTES - UNLESS OTHERWISE SPECIFIED:

1. FINISH: POWDER COATED - FRAME - 7035, ALL COVERS - 7016 (TEXTURE)
2. DIMENSIONS ARE TO BE INTERPRETED AS PER ASME Y14.5M - 1994.
3. ALL DIMENSIONS APPLY AFTER FINISHING.
4. PART TO BE CLEAN AND FREE OF ALL SHARP EDGES BURRS, CHIPS, SHAVINGS AND OILS BOTH INTERNALLY AND EXTERNALLY.
5. ALL BEND RADIUS AND RELIEFS TO BE MINIMUM.
6. ALL DIMENSIONS ARE IN MM.
7. UNLESS OTHERWISE SPECIFIED DIMENSIONS REFER DXF DRAWING.

| SUPERSEDES: | | NAME | DATE/SIGN | | | | | | | | | | | | | | | | | | | | | | | | |
|---|---------|----------------|---------------------|---------------------|----------|-----------|-----------|---------------------|--|--|--|-------|-------|--------|---------|----------|----------|-----------|-----------|------|--------|--------|--------|-------|------|------|-----|
| MATERIAL: | | DRAWN | SUDHAGAR 08.10.2024 | | | | | | | | | | | | | | | | | | | | | | | | |
| WEIGHT: 126.30G | THK: MM | CHK'D | | | | | | | | | | | | | | | | | | | | | | | | | |
| FINISH: SEE NOTES | | APPV'D | BALRAM | | | | | | | | | | | | | | | | | | | | | | | | |
| TOLERANCES UNLESS OTHERWISE SPECIFIED | | STATUS: REV 05 | | | | | | | | | | | | | | | | | | | | | | | | | |
| <table border="1"> <thead> <tr> <th colspan="8">LINEAR DIMENSION</th> </tr> <tr> <th>0.5-3</th> <th>3-6</th> <th>6-30</th> <th>30-120</th> <th>120-400</th> <th>400-1000</th> <th>1000-2000</th> <th>2000-4000</th> </tr> </thead> <tbody> <tr> <td>±0.5</td> <td>±0.5</td> <td>±1</td> <td>±2</td> <td>±3</td> <td>±4</td> <td>±5</td> <td>±10</td> </tr> </tbody> </table> | | | | LINEAR DIMENSION | | | | | | | | 0.5-3 | 3-6 | 6-30 | 30-120 | 120-400 | 400-1000 | 1000-2000 | 2000-4000 | ±0.5 | ±0.5 | ±1 | ±2 | ±3 | ±4 | ±5 | ±10 |
| LINEAR DIMENSION | | | | | | | | | | | | | | | | | | | | | | | | | | | |
| 0.5-3 | 3-6 | 6-30 | 30-120 | 120-400 | 400-1000 | 1000-2000 | 2000-4000 | | | | | | | | | | | | | | | | | | | | |
| ±0.5 | ±0.5 | ±1 | ±2 | ±3 | ±4 | ±5 | ±10 | | | | | | | | | | | | | | | | | | | | |
| <table border="1"> <thead> <tr> <th colspan="4">ANGLER DIMENSION</th> <th colspan="4">EXTERNAL RADII & CH</th> </tr> <tr> <th>0-10</th> <th>10-50</th> <th>50-120</th> <th>120-400</th> <th>OVER 400</th> <th>0.5 - 3</th> <th>3 - 6</th> <th>OVER 6</th> </tr> </thead> <tbody> <tr> <td>±1°</td> <td>±0.30°</td> <td>±0.30°</td> <td>±0.10°</td> <td>±0.5°</td> <td>±0.2</td> <td>±0.5</td> <td>±1</td> </tr> </tbody> </table> | | | | ANGLER DIMENSION | | | | EXTERNAL RADII & CH | | | | 0-10 | 10-50 | 50-120 | 120-400 | OVER 400 | 0.5 - 3 | 3 - 6 | OVER 6 | ±1° | ±0.30° | ±0.30° | ±0.10° | ±0.5° | ±0.2 | ±0.5 | ±1 |
| ANGLER DIMENSION | | | | EXTERNAL RADII & CH | | | | | | | | | | | | | | | | | | | | | | | |
| 0-10 | 10-50 | 50-120 | 120-400 | OVER 400 | 0.5 - 3 | 3 - 6 | OVER 6 | | | | | | | | | | | | | | | | | | | | |
| ±1° | ±0.30° | ±0.30° | ±0.10° | ±0.5° | ±0.2 | ±0.5 | ±1 | | | | | | | | | | | | | | | | | | | | |
| THIRD ANGLE PROJECTION: | | | | | | | | | | | | | | | | | | | | | | | | | | | |

Fuji Electric

DOC TYPE: MECHANICAL DRAWING

PRODUCT: 22.5-30KVA SCVS DM DG

TITLE: WHEEL PLATE ASSY

DWG NO: RCAB00976R5-01-01-01

SIZE: A3

1:1 5 OF 5