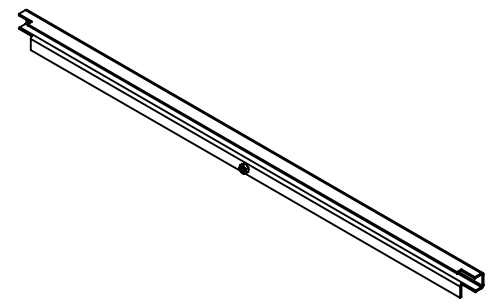
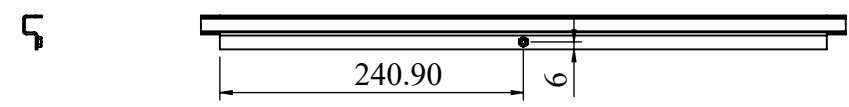
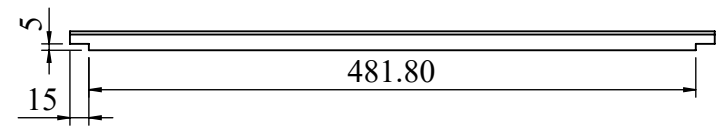
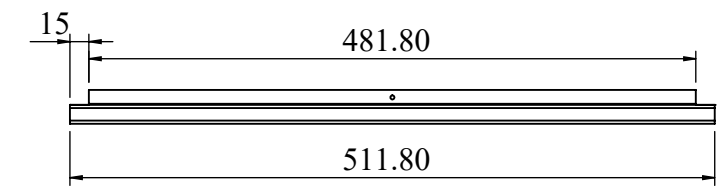
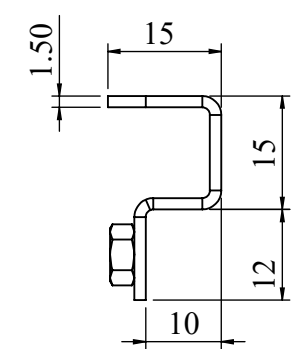
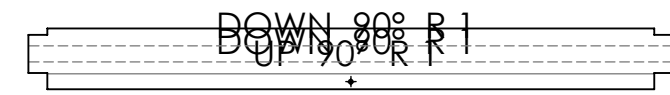
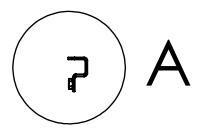


REVISIONS					
REV	DESCRIPTION	DRN	CHK	APPD	DATE
REV 00					



ITEM NO.	PART NO	DESCRIPTION	QTY.
1	RCAB01914R0-01-05_01	TOP STRIP	1
2		M4 STUD / WELD NUT	1



DETAIL A
SCALE 1 : 1

NOTES - UNLESS OTHERWISE SPECIFIED:

1. FINISH: POWDER COATED - RAL9005 - BLACK (MATT FINISH)
2. DIMENSIONS ARE TO BE INTERPRETED AS PER ASME Y14.5M - 1994.
3. ALL DIMENSIONS APPLY AFTER FINISHING.
4. PART TO BE CLEAN AND FREE OF ALL SHARP EDGES BURRS, CHIPS, SHAVINGS AND OILS BOTH INTERNALLY AND EXTERNALLY.
5. ALL BEND RADIUS AND RELIEFS TO BE MINIMUM.
6. ALL DIMENSIONS ARE IN MM.
7. UNLESS OTHERWISE SPECIFIED DIMENSIONS REFER DXF DRAWING.

SUPERSEDES:		NAME	DATE/SIGN	DOC TYPE: MECHANICAL DRAWING																								
MATERIAL: CRCA		DRAWN	VIGNESH 07-09-2020																									
WEIGHT: 284.40G		THK: 1.5MM	CHK'D	VS	PRODUCT: 10KVA UPS																							
FINISH: SEE NOTES		APPV'D	AK		TITLE: TOP STRIP ASSY																							
TOLERANCES UNLESS OTHERWISE SPECIFIED				STATUS: REV 00	DWG NO: RCAB01914R0-01-05																							
<table border="1"> <thead> <tr> <th colspan="8">LINEAR DIMENSION</th> </tr> <tr> <th>0.5-3</th> <th>3-6</th> <th>6-30</th> <th>30-120</th> <th>120-400</th> <th>400-1000</th> <th>1000-2000</th> <th>2000-4000</th> </tr> </thead> <tbody> <tr> <td>±0.5</td> <td>±0.5</td> <td>±1</td> <td>±2</td> <td>±3</td> <td>±4</td> <td>±5</td> <td>±10</td> </tr> </tbody> </table>						LINEAR DIMENSION								0.5-3	3-6	6-30	30-120	120-400	400-1000	1000-2000	2000-4000	±0.5	±0.5	±1	±2	±3	±4	±5
LINEAR DIMENSION																												
0.5-3	3-6	6-30	30-120	120-400	400-1000	1000-2000	2000-4000																					
±0.5	±0.5	±1	±2	±3	±4	±5	±10																					
<table border="1"> <thead> <tr> <th colspan="3">ANGLER DIMENSION</th> <th colspan="3">EXTERNAL RADII & CH</th> </tr> <tr> <th>0-10</th> <th>10-50</th> <th>50-120</th> <th>120-400</th> <th>OVER 400</th> <th>0.5 - 3</th> <th>3 - 6</th> <th>OVER 6</th> </tr> </thead> <tbody> <tr> <td>±1°</td> <td>±0.30°</td> <td>±0.30°</td> <td>±0.10°</td> <td>±0.5°</td> <td>±0.2</td> <td>±0.5</td> <td>±1</td> </tr> </tbody> </table>				ANGLER DIMENSION			EXTERNAL RADII & CH			0-10	10-50	50-120	120-400	OVER 400	0.5 - 3	3 - 6	OVER 6	±1°	±0.30°	±0.30°	±0.10°	±0.5°	±0.2	±0.5	±1	THIRD ANGLE PROJECTION:		SIZE: A3
ANGLER DIMENSION			EXTERNAL RADII & CH																									
0-10	10-50	50-120	120-400	OVER 400	0.5 - 3	3 - 6	OVER 6																					
±1°	±0.30°	±0.30°	±0.10°	±0.5°	±0.2	±0.5	±1																					
				1:6	9 OF 14																							