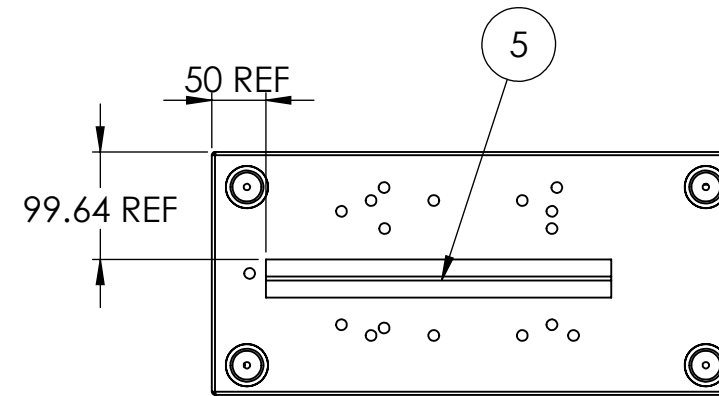
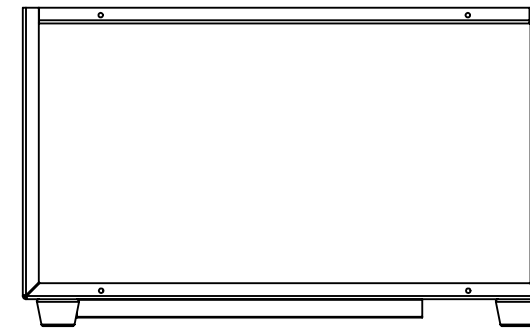
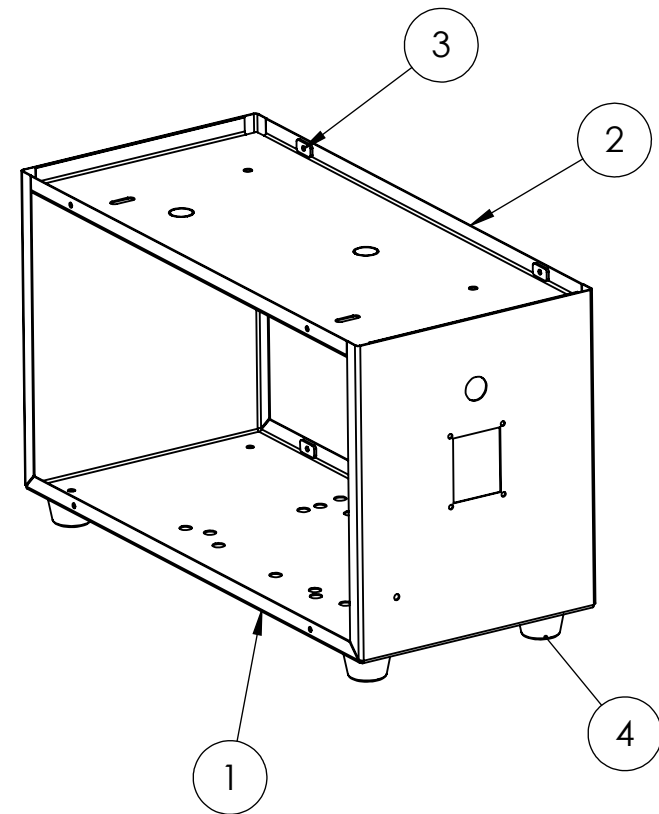


REVISIONS					
REV	DESCRIPTION	DRN	CHK	APPD	DATE



ITEM NO.	PART NAME	DESCRIPTION	QTY.
1	BOTTOM PLATE	RCAB00094R0-01-00_01	1
2	TOP COVER	RCAB00094R0-01-00_02	1
3	WELD PIECE	RCAB00094R0-01-00_03	8
4	BUSH	RCAB00094R0-01-00_04	4
5	STIFFENER	RCAB00094R0-01-00_06	1

NOTES - UNLESS OTHERWISE SPECIFIED:

1. FINISH: POWDER COATED - RAL9005 - BLACK (MATT FINISH)
2. DIMENSIONS ARE TO BE INTERPRETED AS PER ASME Y14.5M - 1994.
3. ALL DIMENSIONS APPLY AFTER FINISHING.
4. PART TO BE CLEAN AND FREE OF ALL SHARP EDGES BURRS, CHIPS, SHAVINGS AND OILS BOTH INTERNALLY AND EXTERNALLY.
5. ALL BEND RADIUS AND RELIEFS TO BE MINIMUM.
6. ALL DIMENSIONS ARE IN MM.
7. UNLESS OTHERWISE SPECIFIED DIMENSIONS REFER DXF DRAWING.

SUPERSEDES:		NAME	DATE/SIGN
MATERIAL:		DRAWN	MA
WEIGHT: G	THK: MM	CHK'D	VK
FINISH: SEE NOTES		APPV'D	ASK
TOLERANCES UNLESS OTHERWISE SPECIFIED		STATUS:	
LINEAR DIMENSION			
0.5-3	3-6	6-30	30-120
±0.5	±0.5	±1	±2
120-400		400-1000	1000-2000
±3		±4	±5
2000-4000		±10	
ANGULAR DIMENSION		EXTERNAL RADII & CH	
0-10	10-50	50-120	120-400
±1°	±0.30°	±0.30°	±0.10°
OVER 400		0.5 - 3	3 - 6
±0.5°		±0.2	±0.5
OVER 6		±1	
THIRD ANGLE PROJECTION:			

Fuji Electric

DOC TYPE: MECHANICAL DRAWING

PRODUCT: 15-20 A M.S. STAND

TITLE: RCAB00094R0-01

DWG NO: SIZE

A3

1:10 3 OF 8