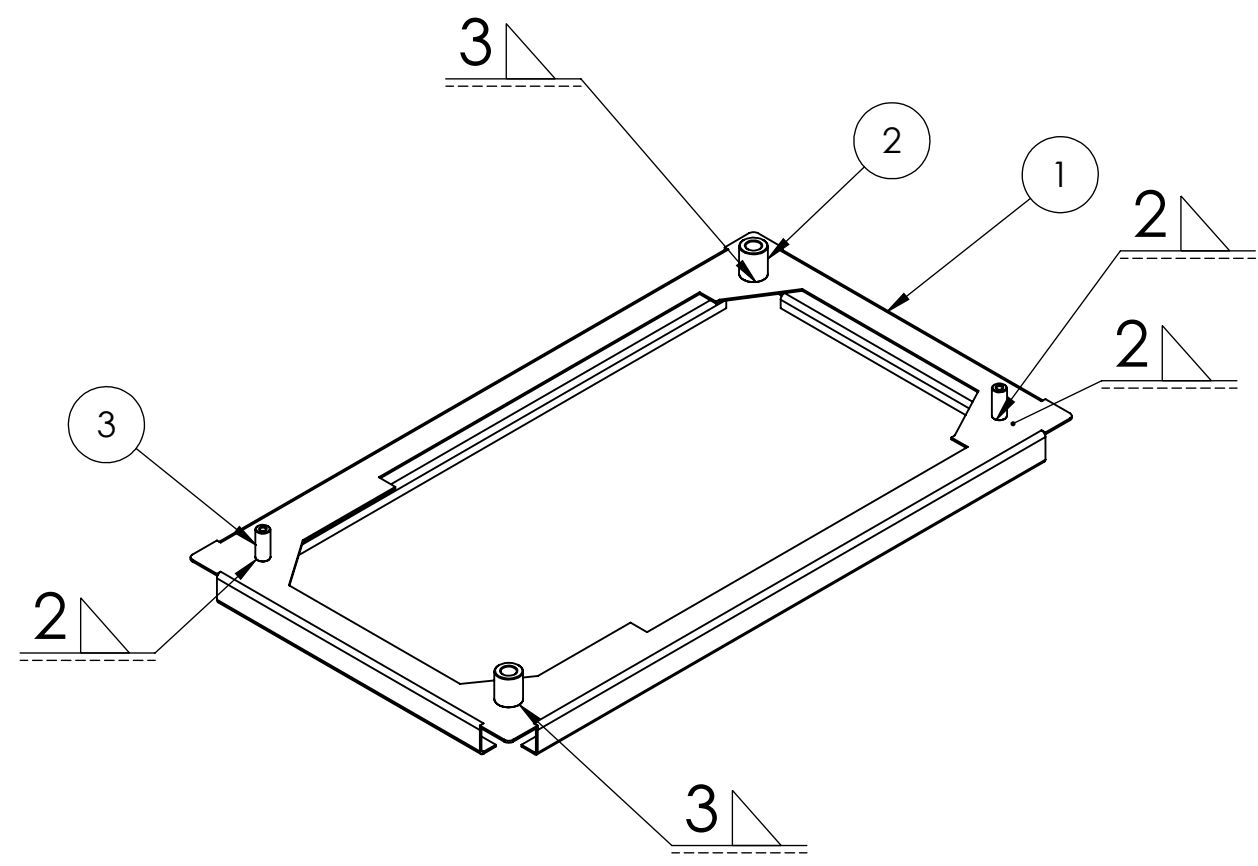
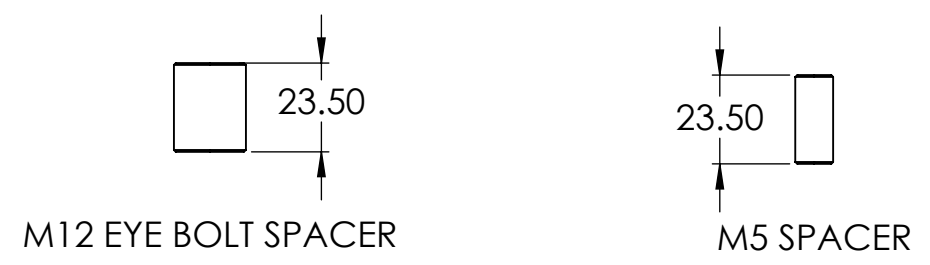


REVISIONS					
REV	DESCRIPTION	DRN	CHK	APPD	DATE
REV 06					



ITEM NO.	PARTNO	DESCRIPTION	QTY.
1	RCAB02378R1-01-02_01	TOP FRAME	1
2	RCAB02378R1-01-02_02	M12 EYE BOLT SPACER	2
3	RCAB02378R1-01-02_03	M5 TOP COVER SPACER	2

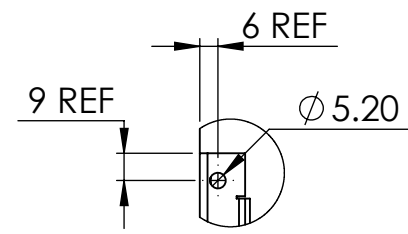
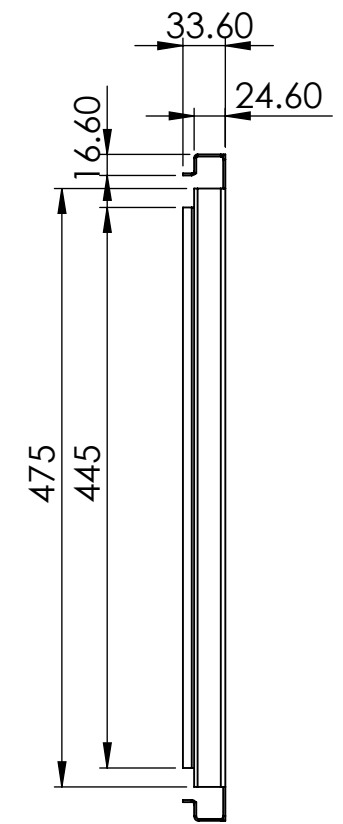
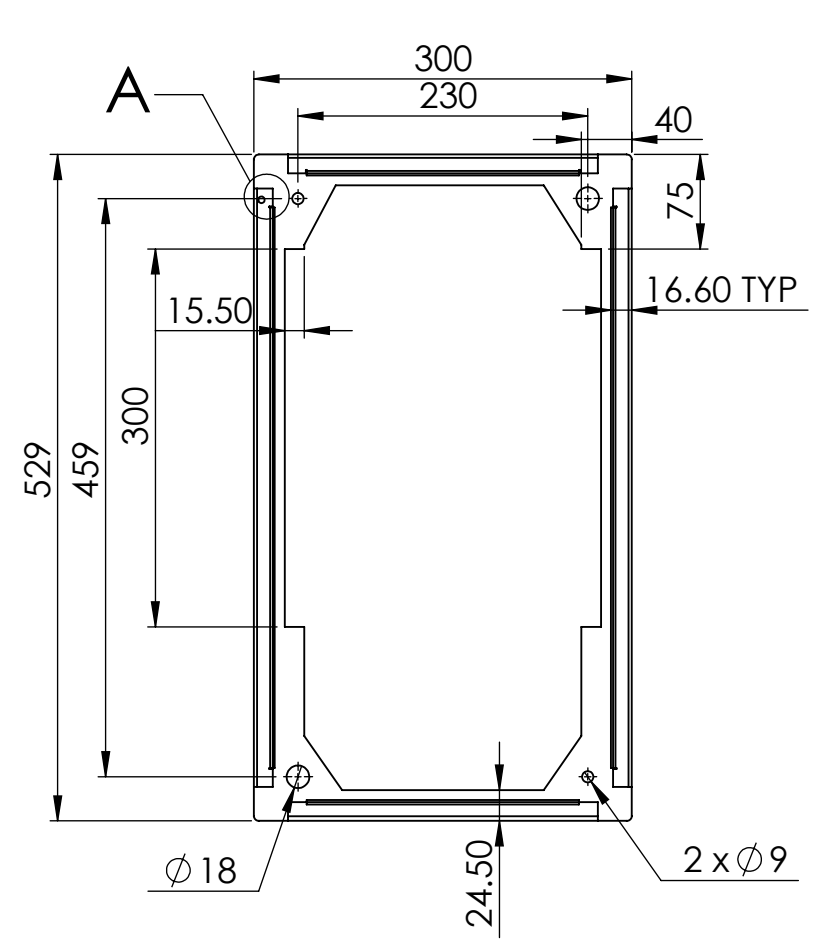
- NOTES - UNLESS OTHERWISE SPECIFIED:
1. FINISH: POWDER COATED - FRAME - 7035, ALL COVERS - 7016 (TEXTURE)
 2. DIMENSIONS ARE TO BE INTERPRETED AS PER ASME Y14.5M - 1994.
 3. ALL DIMENSIONS APPLY AFTER FINISHING.
 4. PART TO BE CLEAN AND FREE OF ALL SHARP EDGES BURRS, CHIPS, SHAVINGS AND OILS BOTH INTERNALLY AND EXTERNALLY.
 5. ALL BEND RADIUS AND RELIEFS TO BE MINIMUM.
 6. ALL DIMENSIONS ARE IN MM.
 7. UNLESS OTHERWISE SPECIFIED DIMENSIONS REFER DXF DRAWING.

SUPERSEDES:		NAME	DATE/SIGN																								
MATERIAL:		DRAWN	SUDHAGAR 08.10.2024																								
WEIGHT: 1447.63G	THK: MM	CHK'D																									
FINISH: SEE NOTES		APP'VD	BALRAM																								
TOLERANCES UNLESS OTHERWISE SPECIFIED		STATUS: REV 06																									
<table border="1"> <thead> <tr> <th colspan="8">LINEAR DIMENSION</th> </tr> <tr> <th>0.5-3</th> <th>3-6</th> <th>6-30</th> <th>30-120</th> <th>120-400</th> <th>400-1000</th> <th>1000-2000</th> <th>2000-4000</th> </tr> </thead> <tbody> <tr> <td>±0.5</td> <td>±0.5</td> <td>±1</td> <td>±2</td> <td>±3</td> <td>±4</td> <td>±5</td> <td>±10</td> </tr> </tbody> </table>				LINEAR DIMENSION								0.5-3	3-6	6-30	30-120	120-400	400-1000	1000-2000	2000-4000	±0.5	±0.5	±1	±2	±3	±4	±5	±10
LINEAR DIMENSION																											
0.5-3	3-6	6-30	30-120	120-400	400-1000	1000-2000	2000-4000																				
±0.5	±0.5	±1	±2	±3	±4	±5	±10																				
<table border="1"> <thead> <tr> <th colspan="4">ANGLER DIMENSION</th> <th colspan="4">EXTERNAL RADII & CH</th> </tr> <tr> <th>0-10</th> <th>10-50</th> <th>50-120</th> <th>120-400</th> <th>OVER 400</th> <th>0.5 - 3</th> <th>3 - 6</th> <th>OVER 6</th> </tr> </thead> <tbody> <tr> <td>±1°</td> <td>±0.30°</td> <td>±0.30°</td> <td>±0.10°</td> <td>±0.5°</td> <td>±0.2</td> <td>±0.5</td> <td>±1</td> </tr> </tbody> </table>				ANGLER DIMENSION				EXTERNAL RADII & CH				0-10	10-50	50-120	120-400	OVER 400	0.5 - 3	3 - 6	OVER 6	±1°	±0.30°	±0.30°	±0.10°	±0.5°	±0.2	±0.5	±1
ANGLER DIMENSION				EXTERNAL RADII & CH																							
0-10	10-50	50-120	120-400	OVER 400	0.5 - 3	3 - 6	OVER 6																				
±1°	±0.30°	±0.30°	±0.10°	±0.5°	±0.2	±0.5	±1																				
THIRD ANGLE PROJECTION:																											

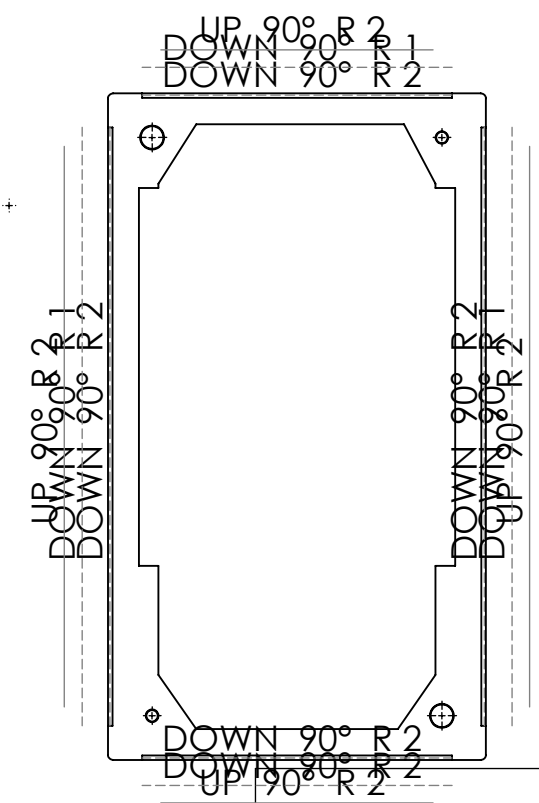
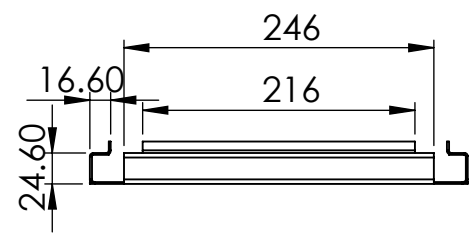
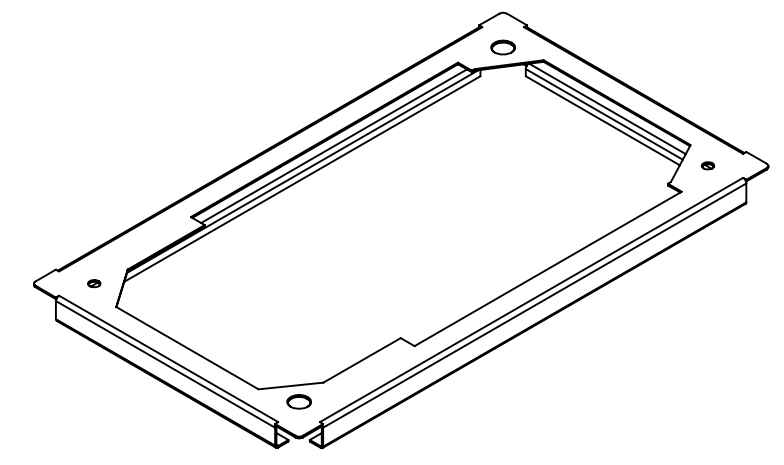


DOC TYPE: MECHANICAL DRAWING	
PRODUCT: CAB 6/8A VARIAC 3PH SCVS	
TITLE: TOP FRAME ASSY	
DWG NO: RCAB02378R6-01-02	SIZE: A3
1:5	1 OF 2

REVISIONS					
REV	DESCRIPTION	DRN	CHK	APPD	DATE
REV 01	PCB FIXING CUT	AJ			23.11.2018



DETAIL A
SCALE 2 : 5



NOTES - UNLESS OTHERWISE SPECIFIED:

1. FINISH: POWDER COATED - FRAME - 7035, ALL COVERS - 7016 (TEXTURE)
2. DIMENSIONS ARE TO BE INTERPRETED AS PER ASME Y14.5M - 1994.
3. ALL DIMENSIONS APPLY AFTER FINISHING.
4. PART TO BE CLEAN AND FREE OF ALL SHARP EDGES BURRS, CHIPS, SHAVINGS AND OILS BOTH INTERNALLY AND EXTERNALLY.
5. ALL BEND RADIUS AND RELIEFS TO BE MINIMUM.
6. ALL DIMENSIONS ARE IN MM.
7. UNLESS OTHERWISE SPECIFIED DIMENSIONS REFER DXF DRAWING.

SUPERSEDES:		NAME	DATE/SIGN	DOC TYPE: MECHANICAL DRAWING																								
MATERIAL: CRCA		DRAWN: SUDHAGAR	08.10.2024																									
WEIGHT: 1352.02G	THK: 1.6MM	CHK'D		PRODUCT: CAB 6/8A VARIAC 3PH SCVS																								
FINISH: SEE NOTES		APPV'D: BALRAM		TITLE: TOP FRAME																								
TOLERANCES UNLESS OTHERWISE SPECIFIED			STATUS: REV 01	DWG NO: RCAB02378R1-01-02_01																								
<table border="1"> <thead> <tr> <th colspan="8">LINEAR DIMENSION</th> </tr> <tr> <th>0.5-3</th> <th>3-6</th> <th>6-30</th> <th>30-120</th> <th>120-400</th> <th>400-1000</th> <th>1000-2000</th> <th>2000-4000</th> </tr> </thead> <tbody> <tr> <td>±0.5</td> <td>±0.5</td> <td>±1</td> <td>±2</td> <td>±3</td> <td>±4</td> <td>±5</td> <td>±10</td> </tr> </tbody> </table>					LINEAR DIMENSION								0.5-3	3-6	6-30	30-120	120-400	400-1000	1000-2000	2000-4000	±0.5	±0.5	±1	±2	±3	±4	±5	±10
LINEAR DIMENSION																												
0.5-3	3-6	6-30	30-120	120-400	400-1000	1000-2000	2000-4000																					
±0.5	±0.5	±1	±2	±3	±4	±5	±10																					
<table border="1"> <thead> <tr> <th colspan="3">ANGLER DIMENSION</th> <th colspan="3">EXTERNAL RADII & CH</th> </tr> <tr> <th>0-10</th> <th>10-50</th> <th>50-120</th> <th>120-400</th> <th>OVER 400</th> <th>0.5 - 3</th> <th>3 - 6</th> <th>OVER 6</th> </tr> </thead> <tbody> <tr> <td>±1°</td> <td>±0.30°</td> <td>±0.30°</td> <td>±0.10°</td> <td>±0.5°</td> <td>±0.2</td> <td>±0.5</td> <td>±1</td> </tr> </tbody> </table>			ANGLER DIMENSION			EXTERNAL RADII & CH			0-10	10-50	50-120	120-400	OVER 400	0.5 - 3	3 - 6	OVER 6	±1°	±0.30°	±0.30°	±0.10°	±0.5°	±0.2	±0.5	±1		DWG NO: RCAB02378R1-01-02_01		
ANGLER DIMENSION			EXTERNAL RADII & CH																									
0-10	10-50	50-120	120-400	OVER 400	0.5 - 3	3 - 6	OVER 6																					
±1°	±0.30°	±0.30°	±0.10°	±0.5°	±0.2	±0.5	±1																					
				1:6	2 OF 2																							

